

Year 2 Reading

Tasks for Week Beginning 11.5.2020

Task 1 – Complete the first section of ‘Mr Davies and the baby’ test paper.

Task 2 – Complete the second section of ‘Mr Davies and the baby’ test paper.

Task 3 – How many words can you read in a minute?
Practise reading the text and see how many words you can read in 1 minute.

Task 4 – Self assessment of the test.

Task 5 – Phonics Activity using the ‘o-e’ sound.

(Attached at the end of the PowerPoint are also our Year 2 Common Exception Words from the week before.)



Year 2 Reading

This is your starting page for your test.
Read some of the story that is
In front of you and on the next slide
there are two practise questions (A and B).

Read the information carefully and then
look at the questions, remember
you can read the story as
many times as you want to and
you can even circle the answers in
the text before writing them down.

Good Luck

Mr Davies and the Baby

By Charlotte Voake



Once upon a time there was a little dog called Mr Davies. All day long he stayed in his garden.

He sniffed the smells and dug holes in the flower beds.

He ate his meals, and when it rained he slept in his kennel.



Practice questions

A Which words tell you this is the beginning of a story?

B What did Mr Davies do when it rained?

Tick **one**.

He ate his meals.

He slept in his
kennel.

He sniffed the
smells.

He dug holes in the
flower beds.

Year 2 Reading

Task 1 – Complete the first section of ‘Mr Davies and the baby’ test paper.

Next door to Mr Davies lived a baby.

Every single day, the baby and his mother went out for a walk.

“Hello, Mr Davies,” the baby’s mother said. The baby clapped his hands and laughed and Mr Davies wagged his tail. Mr Davies watched them go down the road and wished he could go with them.



1 Who lived next door to Mr Davies?

2 What did Mr Davies do when he saw the baby?

Tick **one**.

He laughed.

He went next door.

He clapped his hands.

He wagged his tail.

Year 2 Reading

Task 1 – Complete the first section of ‘Mr Davies and the baby’ test paper.

Then one day, Mr Davies found he could squeeze right under the gate, and he came out to meet the baby.

The baby was very excited. So was Mr Davies, and he jumped about and wagged his tail. “Nice dog,” said the baby’s mother. “Now go home, Mr Davies.”

But Mr Davies was much too excited to listen. He just wagged his tail harder and followed them down the road.

Mr Davies was very good until he saw some ducks.

“Mr Davies, come here!” shouted the baby’s mother.



3 How did Mr Davies get out of the garden?

4 What did the baby’s mother want Mr Davies to do?

Tick **one**.

make the baby
laugh

chase the ducks

go home

dig holes

Year 2 Reading

Task 1 – Complete the first section of ‘Mr Davies and the baby’ test paper.

The next day Mr Davies went for a walk with the baby again, But this time he chased a cat.

And the next day Mr Davies saw a man on a bicycle and chased him up the road.

People asked the baby’s mother,
“Is this your dog?”
“No, he is not,” she said.



5 Give **three** things Mr Davies chased.

One has been done for you.

1. _____ ducks _____

2. _____

3. _____

6 Why did people ask the baby’s mother *Is this your dog?*

Tick **one**.

He was always with them.

He lived with her.

He chased the cat away.

She had him on a lead.

Year 2 Reading

Task 2 –Complete the second section of ‘Mr Davies and the baby’ test paper.

Year 2 Reading

Task 2 – Complete the second section of ‘Mr Davies and the baby’ test paper.

One day the baby’s mother went next door.

“Please could you stop Mr Davies getting out of the garden?” she asked.

The next day Mr Davies ran to meet the baby and the baby held out his arms.

But just as Mr Davies got to the gate he came to a sudden STOP.

Poor Mr Davies had been tied to his kennel!

He barked and barked but he could not get free.



7 Why did the baby’s mother want Mr Davies to stay in the garden?

8 Why did the baby hold out his arms?

Tick **one**.

he was afraid of Mr
Davies

he wanted to shut
the gate

he was pleased to
see Mr Davies

he wanted
something to eat

9 Why Mr Davies come to a sudden stop?

Year 2 Reading

Task 2 – Complete the second section of ‘Mr Davies and the baby’ test paper.

The very next day the baby and his mother bought Mr Davies a beautiful lead.

Now he goes walking with them every day, and everyone is happy, even the ducks!

11 Why did the baby’s mother feel sorry for Mr Davies?

Tick **one**.

Mr Davies was hungry.

Mr Davies was chasing ducks.

Mr Davies was tied up.

Mr Davies was asleep.



12 Find and copy two words that show Mr Davies was making a loud noise.

1. _____

2. _____

13 How do you think Mr Davies felt as he came towards them?

Tick **one**.

excited

quiet

sad

sorry

14 a) At the end, why was Mr Davies happy?

b) Why were the ducks happy?

TEST COMPLETE



Now you can enjoy reading a book from home!

Task 3 - Practise reading the text and see how many words you can read in 1 minute.

The Planet Zog

Approximately 90 words per minute is one of the indicators of children who are starting to read with sufficient fluency.

5 **What Does It Look Like?**

14 The planet Zog is a gigantic, brown planet that
22 floats 400 million light years away from Earth.
30 The planet's surface is made of chocolate and
33 lumpy cream cheese.

36 **Who Lives There?**

45 The creatures that live on Zog are called zargles.
54 They are strange, furry aliens with nine eyes, a
63 lion's mane and a horse's tail. They also have
73 a horn, just like a unicorn, right in the middle
80 of their fluffy faces. What odd-looking monsters
82 they are!

90 Would you like to visit the planet Zog?

We're aiming for 'Zog'



Year 2 Reading

Task 4 – Self assessment of the test. We are going to go through the test and bit by bit we will mark it together so you can see what your score would have been!

Next door to Mr Davies lived a baby.

Every single day, the baby and his mother went out for a walk.

“Hello, Mr Davies,” the baby’s mother said. The baby clapped his hands and laughed and Mr Davies wagged his tail. Mr Davies watched them go down the road and wished he could go with them.

The practise questions are not included in our score so we will start from Question 1.

1 Who lived next door to Mr Davies?

A baby

2 What did Mr Davies do when he saw the baby?

Tick one.

He laughed.

He went next door.

He clapped his hands.

He wagged his tail.



Year 2 Reading

Task 4 – Self assessment of the test.

Then one day, Mr Davies found he could squeeze right under the gate, and he came out to meet the baby.

The baby was very excited. So was Mr Davies, and he jumped about and wagged his tail. "Nice dog," said the baby's mother. "Now go home, Mr Davies."

But Mr Davies was much too excited to listen. He just wagged his tail harder and followed them down the road.

Mr Davies was very good until he saw some ducks.

"Mr Davies, come here!" shouted the baby's mother.



3 How did Mr Davies get out of the garden?

Squeezed right under the gate

4 What did the baby's mother want Mr Davies to do?

Tick **one**.

make the baby
laugh

chase the ducks

go home

dig holes

Year 2 Reading

Task 4 – Self assessment of the test.

The next day Mr Davies went for a walk with the baby again, But this time he chased a cat.

And the next day Mr Davies saw a man on a bicycle and chased him up the road.

People asked the baby's mother,
"Is this your dog?"
"No, he is not," she said.



5 Give **three** things Mr Davies chased.

One has been done for you.

1. _____ ducks _____

2. **Bicycle** _____

3. **Man** _____

You can also have Cat.

Baby and Mother are not accepted.

6 Why did people ask the baby's mother *Is this your dog?*

Tick **one**.

He was always with them.

He lived with her.

He chased the cat away.

She had him on a lead.

Year 2 Reading

Task 4 – Self assessment of the test.

One day the baby's mother went next door.


"Please could you stop Mr Davies getting out of the garden?" she asked.

The next day Mr Davies ran to meet the baby and the baby held out his arms.

But just as Mr Davies got to the gate he came to a sudden STOP.

Poor Mr Davies had been tied to his kennel!

He barked and barked but he could not get free.



Answers should explain that Mr Davies followed them or behaved badly when he went out.



7 Why did the baby's mother want Mr Davies to stay in the garden?

8 Why did the baby hold out his arms?

Tick **one**.

he was afraid of Mr Davies

he wanted to shut the gate

he was pleased to see Mr Davies

he wanted something to eat

9 Why Mr Davies come to a sudden stop?

He was tied to his kennel.

Year 2 Reading

Task 4 – Self assessment of the test.

10 Why did Mr Davies bark and bark?

Tick **one**.

He wanted his dinner.

He wanted his kennel.

He saw a cat.

He wanted to be set free.

The baby and his mother set off down the road. Soon they couldn't hear Mr Davies barking any more. The baby was sad. Even the baby's mother was sorry that Mr Davies had been tied up.

It was very quiet.

Then suddenly they heard a SMASHING and a BANGING and a happy BARKING coming towards them. It was Mr Davies...

... and he was bringing his kennel with him!



Year 2 Reading

Task 4 – Self assessment of the test.

The very next day the baby and his mother bought Mr Davies a beautiful lead.

Now he goes walking with them every day, and everyone is happy, even the ducks!

11 Why did the baby's mother feel sorry for Mr Davies?

Tick **one**.

Mr Davies was hungry.

Mr Davies was chasing ducks.

Mr Davies was tied up.

Mr Davies was asleep.



12 Find and copy two words that show Mr Davies was making a loud noise.

1. Smashing

2. Banging

Barking is also accepted.

13 How do you think Mr Davies felt as he came towards them?

Tick **one**.

excited

quiet

sad

sorry

He could go for a walk (every day)/walk with them.

He was with the baby. He wasn't tied up or he was free. He had a lead.

14 a) At the end, why was Mr Davies happy?


b) Why were the ducks happy?

Mr Davies could not/did not chase them. They were safe. He was on a lead.

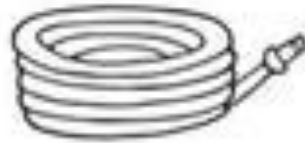
Task 5 – We are going to be looking at the ‘o-e’ sound from our phonics.

It might help you and your child if you remember this sound as the ‘o-e, ‘phone home’ sound.

Can you label the pictures below. They all have this sound in.




Activity 1



Task 5 – We are going to be looking at the ‘o-e’ sound from our phonics.

Can you identify the words which are real words and which are alien. Maybe make a list?



Activity 2

bone	stone	gome	pode
quobe	srone	alone	dome


Task 5 – We are going to be looking at the o-e sound from our phonics.

This is a phoneme spotter, the children look through the story are try to spot the o-e sound. They can circle this or colour it in.

Activity 3

My house is a home as well as hope. Mum always spoke about it.
One day I ran back home but tripped on a stone and broke my
phone!

Write the o-e words below:



Common Exception Words

By the end of Year 2, children are expected to be able to read and spell common exception words.
How many of these words can you read?

door	child	cold	pretty	grass	improve	whole	half
floor	children	gold	beautiful	pass	sure	any	money
poor	wild	hold	after	plant	sugar	many	Mr
because	climb	told	fast	path	eye	clothes	Mrs
find	most	every	last	bath	could	busy	parents
kind	only	great	past	hour	should	people	Christmas
mind	both	break	father	move	would	water	everybody
behind	old	steak	class	prove	who	again	even